

Contents

- 1 PRESIDENT'S MESSAGE**
- 2 GENERAL MEETING**
- 2 NEXT CAST FLYFISHERS**
~ Update
- 2 OUTINGS CALENDAR 2016**
- 2 CONSERVATION**
~ Update
- 4 WILD WOMEN OF THE WATER**
~ Update
- 4 EDUCATION**
~ Update
- 5 TYER'S CORNER**
~ TLF PMD Soft-Hackle Dry
- 6 OTHER NEWS**
~ Introduction To Fly Tying Classes
~ Tying Shoes
~ TU Meeting Announcement
~ October Raffle
- 7 COF BOARD MEMBERS**
- 8 UPSTREAM EVENTS**
~ In the Future

President's Message

Volunteering: I want to thank Frank Turek and all the volunteers who made the Kokanee Karnival streamside event so successful this year. The volunteers who have helped out year after year have been joined by a plethora of new volunteers. Volunteering can be so rewarding and it creates a super avenue for meeting new friends and fishing buddies. The success of this club is based on its robust volunteer base. Thanks to all involved.



Another Map App: Bill Raleigh shared a very effective map app called US Topo Maps. Once the app is loaded on your phone, you just simply push the location button and it will show you exactly where you are on the topo map. This is super for Crane Prairie as the topo map shows all the channels. All we need now is for someone to invent a cell phone screen we can see in the sun....



Fly Tying: As the weather starts to turn, many of us start to think about winter fly tying. John Kreft will be managing our winter fly tying series again this January through March for intermediate tiers. We are in the process of organizing a beginning fly tying class as well. Watch for an email update with all the details. Many of the local shops also offer fly tying classes. Getting into a class early can get you up to speed so that you can join the intermediate class come January. I encourage you to check out the offerings at the local shops.

~Lee Ann Ross



Our October speaker is Jeff Perin. Like many, Jeff started fly-fishing at a very young age and was hooked immediately. He took his passion for fly-fishing and turned it towards a thriving retail and guide business, the Fly Fishers Place in Sisters Oregon. This year he celebrates the 25th anniversary of the Fly Fishers Place. When Euro-nymphing began to appear in America, Jeff immediately saw the value of the technique and integrated it into his set of fishing skills, developing many new and unique rigging set-ups and methods. Jeff will share with everyone his euro-nymphing techniques and discuss the best equipment choices to help improve your fishing success on our local waters. ➡ **Pre-Meeting at 6:15:** John Sherry will share his favorite knots.

NEXT CAST FLYFISHERS

Update



The Next Cast Flyfishers program provides opportunities

and coordinates activities for young fly anglers in the area. We offer fly fishing instruction through classroom activities, fly fishing summer camps, ongoing COF events, and individually through mentorship and teaching.

Providing these opportunities, young anglers will be exposed to fly fishing and increase their interest and level of involvement.

Upcoming events include:

- **Beginner Fly Tying:** Dates TBD. Watch your email for details. These sessions are for all levels. We will have instructors to assist with beginners along with more intermediate fly tyers. Vises, tools and materials will be provided.
- **Intermediate Fly Tying:** Dates TBD. Watch your email for details. These sessions will be for tyers with experience. Vises and tools are available, and materials will be provided. Please contact me directly if you have questions.

~Karen Kreft, nextcast@coflyfishers.org, 503-409-0148

OUTINGS CALENDAR 2016

MONTH	DAY	DESTINATION	LEADER
Oct	2nd-5th	Beavertail Steelhead	Robert Gentry

CONSERVATION

Update

End of Irrigation Season

The end of irrigation season is upon us and water flows out of Wickiup Reservoir and Crescent Lake into the upper Deschutes River are being reduced. This allows the reservoirs to refill for next year's irrigation season. You can track this at <http://www.usbr.gov/pn/hydromet/destea.html>. Reduction in flows started in late August and typically reach winter levels by mid October. Most water in the upper Deschutes comes from Wickiup where last winter flows were reduced to a low of 20 cfs, down from summer highs of about 2,000 cfs. In response to the listing of the Oregon Spotted Frog as an endangered species, the irrigation districts and Water Resources Department have publicly stated that winter flows this year will not go below 100 cfs. That is an improvement, but it's still far below the natural flow of around 750 cfs and the 300 to 500 cfs estimated to be required



for a sustainable fishery.

COF member Mike Taylor lives on the Deschutes near Pringle Falls, just below Wickiup. He noticed a kill of about 200 small fish last month in a side channel as the Deschutes dropped below 1,100 cfs. He anticipates further fish kills in other side channels as the river drops below 500 and 260 cfs. Note that these kills are separate from the publicized one that occurs just upstream from Bend near Meadow Camp. Kills from low flows have been going on for decades and combined with the covering

of spawning beds with siltation from alternating extreme high and low flows, have dramatically reduced the viability of the fishery in the upper river.

Whychus Creek Restoration, October 8

Roll up your sleeves and help the Deschutes Land Trust plant native plants, trees and shrubs at the recent restoration site along Whychus Creek at Whychus Canyon Preserve near Sisters. Get your hands dirty and have fun while improving key fish and wildlife *Continued on page 3*

Conservation continued from page 2

habitat along Whychus Creek. The Land Trust and partners recently completed the construction phase of the restoration at Whychus Canyon Preserve, returning water to the lower meadow and Whychus Creek to its historic channel. Planting native trees and shrubs is the next step to restore Whychus Creek, and will benefit not only fish, but native birds and wildlife that live along the creek's banks.

Learn more: <http://www.deschuteslandtrust.org/protected-lands/whychus-canyon-preserve/whychus-canyon-preserve-creek-restoration>

Sign up: <http://www.deschuteslandtrust.org/get-involved/volunteer/volunteer-events/wcp-planting>
Oregon Water Policy

The Oregonian has released a series of reports collectively titled "Draining Oregon". For anyone interested in water policy and the impacts it has on our economy and environment, this is required reading. The summary is that the Oregon Water Resources Department continues to allow far more water consumption than is sustainable. This impacts the environment and wildlife and will also likely lead to economic disruption once the water table sufficiently drops. You may recall from a prior column that during a recent OWRD meeting in Bend they stated they had projected future water needs for industrial, agricultural, and municipal users but had not done so for recreational or environmental needs. When I asked why, they responded that would require coordination with other state agencies. (!)

"Oregon is helping farmers drain the state's underground reservoirs to grow cash crops in the desert, throwing sensitive ecosystems out

of balance and fueling an agricultural boom that cannot be sustained, The Oregonian/OregonLive has found. Managers with the Oregon Water Resources Department have handed out rights to pump water while pleading ignorance about how much was actually available. They have approved new pumping for irrigation even as their own scientists warned it could hurt the water table, interviews and state

records show."

Here is a link to the entire series: http://media.oregonlive.com/environment_impact/other/Draining_Oregon_0826d.pdf

Tidbits

You might recall that I am a member of the ODFW Restoration & Enhancement Board. <http://www.dfw.state.or.us/fish/re/>. At our meeting last month in Newport I heard a couple of things *Continued on page 8*



Fly + Field
OUTFITTERS

541-318-1616

FULL SERVICE FLY SHOP AND GUIDE SERVICE



ADDRESS:
35 SW CENTURY DR
BEND, OR 97702

WWW.FLYANDFIELD.COM
BOOK A TRIP TODAY!

SHOP ONLINE → ONLINEFLYFISHINGSHOP.COM

Neil McDaniel
Realtor
541.350.9579

PriceMyBendHome.com

Proudly Supporting COF



 **fred** REAL ESTATE GROUP
The answer is real estate.

Fred Real Estate Group
70 SW Century Dr #110
Bend, OR 97702

WILD WOMEN OF THE WATER

Update

Whether you winter fish or not, it is time to think about what you might want to do in the upcoming months. We should definitely continue our “Fly Shop Hops”. But what would you like the shops to focus on? Another “organizing your flybox” night might be fun. Casting at the Old Mill ponds is always interesting. We need your thoughts! Please let me know what you are interested in. Send me an email at Schoessler.karivan@gmail.com. Thanks for your help!

~Kari Schoessler, wildwomen@coflyfishers.org



Above: Tenkara fishing with Bill on the Crooked



LIND | WHITE GROUP

Yancy Lind & Eric White

Financial Planning & Investment Management



Merrill Lynch
Wealth Management®

PROUD SUPPORTERS OF COF

541-312-6821 | yancy_lind@ml.com

EDUCATION

Update

COF October 19th meeting, 6:15 pre-meeting education.

John Sherry, one of our own COF club members will be our pre-meeting education presenter. John will be sharing information on both tying his favorite fishing knots as well as his website www.netknots.com and many of the products he has developed for smartphone use and fishing.

Euro Nymphing Techniques on Rivers Class. October 20, 2016.

Jeff Perin, from the Fly Fishers Place will be hosting the program at our October COF meeting. He will be instructing how to Euro Nymph on Rivers. As a continuation of the program, Jeff will be teaching an on the water Euro Nymphing techniques class on the Crooked River. There is room for 12 people total in the class, 6 people from 9-noon and 6 people from 1-4pm. The cost is \$40/person, payable to COF in advance. Students will need to bring their own gear and lunch. If you are interested in attending one of these sessions contact education@coflyfishers.org.



How to set up your inflatable boat class.

I owe a big apology to Gary

Davis who generously brought two of his boats to our inflatable boat class. I misnamed him in last month's education article. Thanks Gary!!! You really are fantastic at tricking out your boats.

Please Contact Debbie Norton or Dalton Miller-Jones if you have ideas for education classes this fall or winter.

~Debbie Norton, education@coflyfishers.org



As I look out the window right now, it looks like fall is on us and so are the fishing closures, can it really be here already?, YEA!!! It was a strange summer for fishing as many of you know, hatches were off and water was whatever the irrigation people decided to do, and who really knows what that is. I will say this; “that it is time to get involved, if you want to save what fishing we have here”. Go to any meeting that involves the water here in Central Oregon, it is the only way we can make a difference, complain and complain again, put the irrigators on the spot.

The pattern for this month is a PMD soft-hackle dry fly, it is one of the TLF soft-hackle dry flies that I have been using for over 6 years and has evolved over time into what you see here. It contains the size #22 dry fly hackle in the thorax and a light grey mallard breast feather for the wing. I believe that it represents the emerger or cripple stage of a PMD. The size can vary depending on what you see on the water, match your hatch. The Soft-Hackle fly works, in fact any

soft-hackle fly dressed with floatant will work when a lot of flies won't bring a fish up even during a hatch. I have found these flies will bring fish up before a hatch really gets going and do very well after a hatch as ended. Try them and you might never come back.

Materials:

Hook: Standard dry fly hook #18 to # 12

Thread: Lt. cream or Lt. Cahill 14/0

Tail: Coq De Leon 6 to 8 fibers

Body: PMD super fine dubbing or yellow Pearsall silk thread

Thorax: Brown/Olive super fine dubbing and a size #22 dry fly hackle, white or cream

Hackle: Lt. grey mallard tied up in a dubbing loop to make shorter hackle or Lt grey partridge feather. *Note: if you have attended any of the winter fly-tying you have seen the dubbing loop/hackle technique done there.*

Tying Instructions:

1. Lock in the thread about eye width from the eye and wind rearward laying down a thread base about half down the hook shank.
2. Tye in the Coq De Leon tailing

material, keeping it on top of the hooks wrap to the barb of the hook, tail length should be about the hook gap.

3. Dub the PMD super fine dubbing and wind forward, forming a tapered body to the 2/3 point on the hook. *Note: keep the body slim, this makes a really big difference.*
4. Tye in the size #22 dry fly hackle and then dub a very small amount of the brown/olive dubbing and wind in thorax. Then wind the hackle through the thorax dubbing leaving enough room behind the hook-eye for the head hackle.
5. Make up a dubbing loop and make the hackle with a ½” segment of Lt. Mallard making the length come back to almost the bend of the hook, twist up to make a tight hackle. Sweep back the fibers as you wind the hackle in, 2 or 3 wraps are all you need. *Note: if using a partridge feather use one with a length that reaches the bend of the hook and tye in with just 2 or 3 wraps.*
6. Finish with a nice neat head of tying thread.

Good Luck and Good Hunting

~ Jerry Criss, 541-536-3581

tffly44@msn.com



OTHER NEWS

Introduction To Fly Tying Classes

Want to learn to tie your own flies?

This is your chance! Whether you've always wanted to learn how or if you're just curious, COF is offering an Introduction to Fly Tying over 4 classes. If you complete this class you will have the skills necessary to join the "intermediate tier" Winter Series that runs from January thru March each year.

Proposed dates are October 11 & 25th, and November 8 & 15th. Cost will be \$5 per night, which covers the room rental. All materials will be supplied and we will have loaner tools available, making this an easy way to see if tying is for you!

If you're interested in joining the class, or have any questions, please email Cliff Price, csp955@yahoo.com

~Lee Ann Ross

Tying Shoes

Word has it that we have all been tying our shoes wrong. I wear Korkers with a boa lacing system when I go fishing because my laced boots always came untied, even if I double knotted them. See the link below to learn the little known secret on how to tie a strong shoelace knot. https://www.ted.com/talks/terry_moore_how_to_tie_your_shoes?language=en

~Lee Ann Ross

TU Meeting Announcement

The Deschutes Chapter 552 of Trout Unlimited, Annual Meeting will be held October 13th at 6

PM at Hollinshead Barn, 1235 NE Jones Rd, Bend 97701.

The speaker will be Dwayne Meadows, the Pacific Northwest Outreach Coordinator for Trout Unlimited. He will be speaking on the TU Wild Steelhead Initiative, which may be of interest to some COF members.

~Lee Ann Ross



October Raffle

The October rod raffle will be for a 10 foot 4 weight rod, wrapped with Oregon Ducks Green and Yellow wraps. This is a three piece



Rod that will be well suited for not only dry fly and normal nymph fishing but can also be used to execute many of the Czech nymphing tactics that will be presented by Jeff Perin of the Flyfishers Place in Sisters.

~Charlie Schillinsky



COF BOARD MEMBERS

- ~ Lee Ann Ross, *President*
president@coflyfishers.org
- ~ Vacant, *Vice President*
- ~ Renee Schindele, *Treasurer*
treasurer@coflyfishers.org
- ~ Corol Ann Cary, *Secretary*
secretary@coflyfishers.org
- ~ Mary Ann Dozer, *Programs*
programs@coflyfishers.org
- ~ Peter Martin, *Banquet*
banquet@coflyfishers.org
- ~ Jill Bazemore, *Outings*
outings@coflyfishers.org
- ~ Karen Kreft, *Next Cast Flyfishers*
nextcast@coflyfishers.org
- ~ Kari Schoessler, *Wild Women of the Water*
wildwomen@coflyfishers.org
- ~ Tim Schindele, *Membership*
membership@coflyfishers.org
- ~ Debbie Norton, *Education*
education@coflyfishers.org
- ~ Frank Turek, *Kokanee Karnival*
kk@coflyfishers.org
- ~ Yancy Lind, *Conservation*
conservation@coflyfishers.org
- ~ Tom Wideman, *OCIFFF Rep*
orcfff@coflyfishers.org
- ~ Allen Caudle, *Director*
rdm_fishpond@coflyfishers.org
- ~ Dalton Miller-Jones, *Director*
education2@coflyfishers.org

Membership application at: coflyfishers.org

C O N T A C T S

- ~ Advertising: Mike Shadrach, 541-678-5717
- ~ Social Media: Molly Vernarecci,
socialmedia@coflyfishers.org
- ~ Librarian: Kathleen Schroeder
- ~ Raffle: Roger Vlach
- ~ Newsletter Design & Production: Darius Whitten,
cof@whittendesign.com



FIN & FIRE
CENTRAL OREGON FLY SHOP AND TRADER PELLET GRILLS

WWW.FINANDFIRE.COM
541-548-1503



PAYNE FLY SHOP
FLIES, RODS, REELS, LINES, GIFTS

MADE IN AMERICA
INOVATION AND EXCELLENCE
FOR 139 YEARS

MADE IN BEND OREGON
HANDMADE E.F. PAYNE FLY RODS
AMERICAN EXCELLENCE SINCE 1876

490 N.E. BUTLER MARKET RD., SUITE 100
BEND, OR 97701 (541) 549-1544



FLY FISH
CENTRAL OREGON
WITH THE EXPERTS FROM
THE FLY FISHER'S PLACE.

FULL-SERVICE SHOP, GUIDED TRIPS,
INDIVIDUAL AND GROUP LESSONS.
PRIVATE LAKE ACCESS AND THE
BEST FLY SELECTION IN THE NORTHWEST!

The Fly Fisher's Place
FIRST CLASS IN SERVICE,
SELECTION & KNOWLEDGE

541-549-FISH | 151 W. MAIN AVE., SISTERS | OPEN 7 DAYS A WEEK
GREENDRAKEHATCH@GMAIL.COM | WWW.FLYFISHERSPPLACE.COM

Conservation continued from page 3

that might be of interest. The fish ladder at the North Unit Irrigation District Dam is on track for completion by the end of the year. This is the impassable dam on the Deschutes just upstream from the Riverhouse. I was also able to talk

to marine biologists about the disappointing anadromous fish returns so far this year. As I have heard elsewhere, the culprit seems to be poor ocean conditions. Abnormally warm water off our coast for the past 2–3 years has put stress on salmon and steelhead while they

are at sea and reduced the availability of forage fish and other food sources. It is still early in the season, however, and I remain hopeful that returns may improve.

~Yancy Lind, Conservation Chair,
conservation@coflyfishers.org


UPSTREAM EVENTS October 2016

DATE	TIME	ACTIVITY	LOCATION	CONTACT
2-5	TBD	Steelhead Outing	Location: Beavertail	Contact: Robert Gentry
6th	6:30 PM	Board Meeting	Environmental Center	Lee Ann Ross
13th	6:00 PM	TU Annual Meeting	Hollinshead Barn	Mike Tripp
19th	6:15 PM	Pre-Meeting Education: John Sherry	Bend Senior Center	Debbie Norton
19th	7:00 PM	COF Meeting: Jeff Perin	Bend Senior Center	-
20th	TBD	Euro Nymphing With Jeff	Crooked River	Debbie Norton

In the Future

—



 facebook.com/CentralOregonFlyfishersClub
 linkedin.com/company/central-oregon-flyfishers



Central Oregon Flyfishers
PO Box 1126
Bend, Oregon 97709

An Active
Member Club