

# The Central Oregon Flyfisher

Vol. 33, Number 6, June 2010

## General Meeting

- 2 Fishing Yellowstone National Park – For the Regular Guy and Gal

## Outings

- 2 Outings calendar
- 2 Prineville Reservoir crappie marathon
- 2 Diamond Lake
- 3 British Columbia
- 3 Carp fishing
- 3 Upper Williamson
- 4 Little Cultus Lake

## Education

- 4 Aquatic macroinvertebrates for fly fishers
- 4 Intermediate casting
- 4 Youth fly-fishing camp
- 5 Learn to fish Lava Lake
- 5 Fishing for bass
- 5 Beginning spey casting

## Wild Women of the Water

- 5 Summer outings

## Volunteer Opportunities

- 5 East lake tui chub control
- 6 Mann Lake goldfish removal
- 6 Metolius R. bamboo rod fair

## Conservation

- 6 Rainbow trout spawning

## Kokanee Karnival

- 7 Letters from students
- 10 Thank you volunteers

## Tyers Corner

- 8 OB2Wanchironomie
- 9 Up-Stream Events 2010
- 9 Membership
- 10 Classified

## RANDOM CAST

We gained ten new memberships in May; please WELCOME these new members (See page 9.) and invite them to join in COF activities soon.

We need to fill some important, essential club positions. Please consider stepping up to help your club. We need a new Membership Chairperson to replace Craig Dennis in December. Volunteering for this position is an excellent way to benefit the club, meet members, learn what makes our club tick, and meet possible fishing partners. Please contact Craig to find out what's involved. We also need a Raffle Chairperson and several volunteers to make coffee at the monthly general meetings. (If no one makes coffee, we won't have coffee anymore.) Raffle items for meetings and auctions for our banquet are a major source of income to fund activities, so this position is also a critical one. Please contact me if you would like to help.

Kokanee Karnival volunteers are breathing easier, after working seven full days with fourth and fifth graders in the Spring Angling Clinic at Shevlin Pond. Thank you again for your dedication to teaching children about fishing and conservation. Your efforts will pay great dividends, as these kids ARE the future. If you haven't joined in the KK fun yet, please consider getting involved in the next phase, Fall Streamside Clinic (Sep 20 to 24). You'll be amazed by the kid's enthusiasm and impressed by this program. Contact Frank Turek for details.

We have five outings in June: the Prineville Crappie Marathon (4-5), Diamond Lake (10-11), British Columbia (17-25), Malheur Carp (18), and the Upper Williamson River (29-30). I've signed up for the BC trip. I also fished two days at Diamond Lake last week and caught about 30 fat rainbows, including five from 20 to 22 inches. June is a great month to fish, so contact trip leaders and get out as often as possible!

On June 5, John Anderson will teach an excellent class about aquatic macroinvertebrates. To improve your casting skills, sign up for the intermediate fly-casting class on June 8 at Farewell Bend Park. Be sure to read the conservation article (page 6) by Bill Seitz. If you see people wading in the 13 marked redds (spawning) areas in the Crooked River below Bowman Dam, please (nicely) explain the potential damage done to spawning trout and eggs. Fish on, and hopefully, you'll have plenty of fish ON in June.

– Dick Olson



Frank Turek, Kokanee Karnival chairman, takes a break during spring Angling Clinic at Shevlin Pond. Photo: Delores Marsh

## GENERAL MEETING

Jun 16 | 6:30 p.m. | Bend Senior Center, 1600 S.E. Reed Market Road, Bend

## Fishing Yellowstone National Park – For the Regular Guy and Gal

June's program will be *Fishing Yellowstone National Park – For the Regular Guy and Gal* by COF member Harry Harbin. Harry grew up fishing for bass in the south; since moving to Oregon, he has taken up fly fishing with a passion. After struggling to catch a fish, then a lot of fish, then big fish, and then sampling the salt water fly-fishing world, Harry has settled on fishing the many rivers in Yellowstone National Park as the sport he enjoys the most, spending weeks at a time there over the past five years.

Harry's program will be a guide to how a regular guy or gal with a few weeks' vacation and a tight budget can successfully enjoy one of North America's best fly fishing experiences, along with a dose of geology and wildlife found nowhere else in the world. How to get there, when to go, where to stay, the right fly shop, maps and guide books, and the many rivers available will all be on the program.

– Harry Harbin

## OUTINGS

### Outings for 2010

Let me know if there is a trip that you would like to lead. Outings require a minimal amount of organizing, and I can give you some tips on how to make things go smoothly.

– Yancy Lind, Outings Coordinator  
[yancy\\_lind@ml.com](mailto:yancy_lind@ml.com) or 788-5514

### Second annual Prineville Reservoir crappie marathon

Jun 4-6 | Meet at the Prineville reservoir marina at 9 a.m.

Come join in a weekend of fun, friendship, camping, and fishing for crappie in the upper end of Prineville Reservoir.

**What:** A unique opportunity to seek the notorious and sometimes elusive crappie, using fly rod techniques.

**When:** Friday, June 4 to Sunday, June 6. If you can't camp, then just attend the main event.

**Who:** Anyone interested in learning new tricks as well as honing old skills.

**Where:** We will camp at Prineville Reservoir Resort, space #19. Each campsite has water and electricity. There are nice restrooms and showers. There is a café serving breakfast and lunch. For reservations call 541-447-7468. Check out [www.prinevillereservoirresort.com](http://www.prinevillereservoirresort.com) for rates and directions.

**The Main Event:** We will meet at the Marina at 9:00 a.m. on Saturday. This fishery is best approached with powered

The Central Oregon Flyfisher

### Outings 2010

Month	Day	Leader	Destination
Jun	5-6	Bob Mullong	Prineville Crappie Marathon
Jun	10-11	John Anderson	Diamond Lake
Jun	17-25	Dave Dunahay	British Columbia
Jun	18	Yancy Lind	Malheur Wildlife Refuge
Jun	29-30	Mike Tripp	Upper Williamson River
Jul	13	Yancy Lind	Little Cultus Lake
Jul	24-25	Bob Mullong	Cow Camp Dry Fly Challenge
Aug	TBA	Gordon Chandler	East Lake
Aug	27-29	Yancy Lind	Lower Williamson/Wood River
Sep	9	Jerry Criss	Fall River
Oct	7-10	Eric Steele	Deschutes steelhead
Nov	20	Bill Seitz	Crooked River Cleanup & Outing

craft, as we have to boat several miles up the reservoir. There is a dirt road that can be driven to a few spots that would accommodate float-tubes and pontoon boats. The Marina rents boats and has launch facilities. Bring your hand held radio.

As for the fishing, the crappie are heavy insect feeders and are not fussy when it comes to fly patterns (sizes 10-12): Black Ant, Black Gnat, Light Cahill, Zug bugs, poppers, Hare's Ear, Mickey Finn, Woolly Worm, Woolly Bugger, anything bead head, anything with rubber legs. If it looks like a bug and moves like a bug, a crappie will grab it.

Interested? Contact Bob Mullong (aka Capt Caddis) ([capt@bendnet.com](mailto:capt@bendnet.com) or 541-389-4372).

### Diamond Lake

June 10-11

John Anderson has planned a club outing to Diamond Lake on June 10 and 11, with an option to stay over the weekend. Attendees should plan to meet at the south boat launch at 10:00 a.m. on June 10. Diamond Lake is about a 2-hour drive from the south Albertson's parking lot in Bend.

**Directions:** Follow Hwy 97 to the Crater Lake/Diamond Lake turn off to Hwy 138. Drive about 18 miles until you come to the turnoff to Diamond Lake. At this point, turn left onto Hwy 230 (toward Medford). After turning onto 230, take the first right turn onto Forest Service Road 6592 and follow this road for several miles. Look for a sign (on right side of road) pointing toward Broken Arrow Camp Ground and turn left here; then take the first right turn (a sign at the left side of the road indicates that this is the turn for the

*continued on page 3*

South Shore, and a small sign on the right says “Snow Park”. Go down this road for about a block and turn left to get to the boat ramp parking area. Don’t forget to take and fill out a form/envelope for the FS parking fee of \$5.00.

Those planning to camp probably will want to register at a campground before traveling to the boat launch area. The FS Diamond Lake CG and private camp grounds located on the east shore of the lake can be reached by staying on FS road 6592. These are the camp grounds nearest the south shore boat launch. Camp ground hosts are located at each end of the FS camp ground and the entry point is staffed. Register at campsites between 8 a.m. and 8 p.m. There are no electrical/water or sewer site hookups at the FS Diamond Lake CG, but there are toilets and showers. For further information, call the Diamond Lake CG (541-793-3310) or the Diamond Lake Ranger District (541-498-2531). The Diamond Lake RV Park is located at 3500 Diamond Lake Loop (541-793-3318). It is a full service campground.

At the lake, people can fish from a boat, pontoon boat, float tube, etc., and plan to use either/both floating or intermediate sink lines. Most of the time we will be fishing at water depths of 4 to 10 feet. Plan to use flies such as: Chironomid midges, Callibaetis nymphs, the Bird’s Nest, red and black leech patterns, the COF GHRT (Carey Special), Denny Rickards Seal Buggers or Still Water Nymphs (or similar types of greenish wooly buggers). Chironomids in sizes 16 and 14 and other flies in sizes 16 to 12. We will discuss fishing strategies at the launch site. Remember to bring mosquito repellent.

## British Columbia

Jun 17 through Jun 25 | Leighton Lake, B.C. | Dave Dunahay (541-317-5843 or [dunahay@bendbroadband.com](mailto:dunahay@bendbroadband.com))

For detailed information about the annual trip to Leighton Lake in BC, visit the COF website ([www.cofflyfishers.org](http://www.cofflyfishers.org)) or contact Dave Dunahay ([Dunahay@bendbroadband.com](mailto:Dunahay@bendbroadband.com) or 541-317-5843). If Dave is not available, contact Bob Griffin (541-389-2070).

## Carp fishing in Malheur National Wildlife Refuge

June 18

Last call to sign up for fishing the normally off-limits waters of the Malheur National Wildlife Refuge. So far there has not been sufficient interest to warrant the trip. **If you are interested, let me know right away**, otherwise I will cancel this trip.

The Malheur National Wildlife Refuge is just outside of Burns, OR. It’s an easy, mostly flat, 170-mile drive. I make it in less than three hours. While there are a couple of areas open to fishing, it is mostly closed. Some years ago, carp were illegally planted in Malheur. This invasive species has taken over many parts of the refuge, crowding out native species.

The Central Oregon Flyfisher

Electro fishing has been used as a method of population control in the past, with limited success. We have been invited to try our luck with fly rods. Recreational fishing is illegal in the parts of the refuge where we will be. Thus, we are not fishing recreationally, we are volunteering to help with scientific sampling “for age and density via fly rod”. All fish are to be killed and examined by US Fish & Wildlife personnel performing research on the population.

While I have never done it, fly fishing for carp is widely reported as quite enjoyable. These are big, powerful fish, sometimes called “poor man’s bonefish”. Heavy gear is required – at least a 6 or 7-weight rod; 8-weight would be better. You will also need a floating device of some sort.

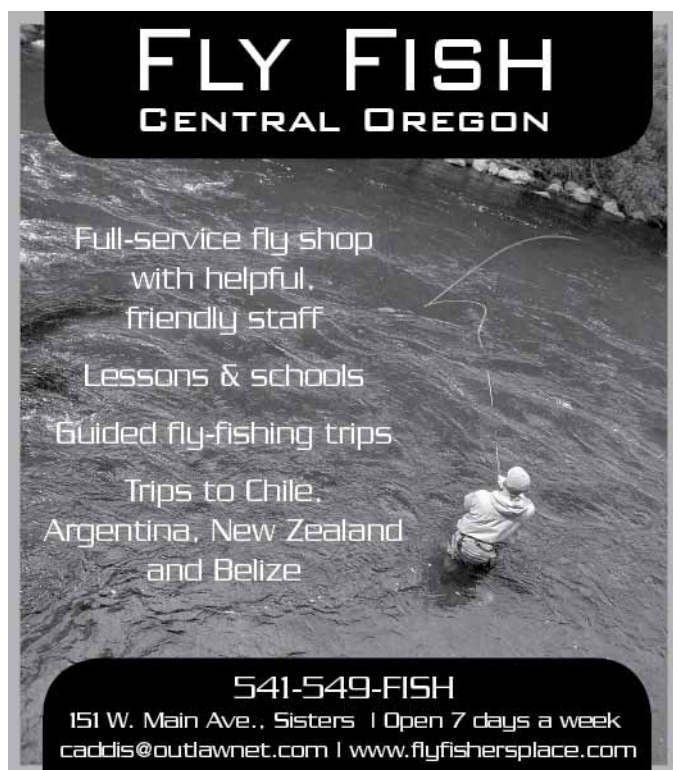
The carp outing is on a Friday. I plan to stay another day or two and fish Krumbo, Fish Lake, or the Donner und Blitzen River. There is a full-service private campground next to the refuge where we will stay. Contact Yancy Lind for more information ([yancy\\_lind@ml.com](mailto:yancy_lind@ml.com) or 541-788-5514).

## Upper Williamson River

Jun 29 & 30

The upper Williamson is a spring creek. In late June, targeted hatches will be gray drakes, which are followed by Hexagenia. We will fish by hiking. This will be a small party. I plan on primitive camping to facilitate fishing late into the evening. Collier State Park on Highway 97 offers amenities if one doesn’t mind a 45-minute drive. The public reach is bordered by ranches up and down stream that offer access for a rod fee and lodgings. Although mosquitoes can be a pain, this is a unique fishery. Email me or call if interested.

– Mike Tripp ([mtripp@bendcable.com](mailto:mtripp@bendcable.com) or 541-312-2193)



**FLY FISH**  
CENTRAL OREGON

Full-service fly shop  
with helpful,  
friendly staff

Lessons & schools

Guided fly-fishing trips

Trips to Chile,  
Argentina, New Zealand  
and Belize

**541-549-FISH**  
151 W. Main Ave., Sisters | Open 7 days a week  
[caddis@outlawnet.com](mailto:caddis@outlawnet.com) | [www.flyfishersplace.com](http://www.flyfishersplace.com)

## Little Cultus Lake

July 13 | Meet at the Little Cultus Lake boat ramp at 8 a.m. | Bring your 2-way radio so we can share ideas on the water.

**Directions:** Take Cascade Lakes Highway to the Cultus Lake exit and follow the signs to Little Cultus. It's about an hour from Bend.

Little Cultus Lake is one of my favorite lakes in Central Oregon. It is largely unloved because there are no dumb monster hatchery trout to go after, no big fish at all in fact. This lake is not stocked. A big fish in Little Cultus is 14 inches. What Little Cultus offers are wild brook trout, which can be difficult but satisfying to catch. It is a small lake that is manageable in whatever floating device you like. I typically use a Jon boat here. Pontoon boats and drift boats work too.

Little Cultus offers you the opportunity to use whatever fishing technique you like. It has an hourglass shape and offers two lakes in one. The eastern section is pretty shallow with average depths less than 10 feet, but with a long trench that gets to about 15 feet in depth. This section of the lake is excellent for surface fishing (I have been in incredible mayfly hatches.), along with intermediate sinking lines. The western section of the lake is over 50 feet deep. There is an underwater cliff you can see on your depth finder as you go over it. This transition area offers good fishing, as does casting into the shore and retrieving with full sinking lines. The center of the western section can be productive using deep-water Canadian-style chromomid techniques. Like with Hosmer, don't expect to catch many fish at Cultus. Instead, when you land one be happy knowing that you solved what is often a difficult problem.

Contact Yancy Lind with any questions: [yancy\\_lind@ml.com](mailto:yancy_lind@ml.com) or 541-788-5514.

## EDUCATION

### Aquatic macroinvertebrates for fly fishers (bugs that fish eat)

Jun 5 | 8:30 a.m. | \$25 | Instructor: John Anderson

Class will be limited to 10 students, with a minimum of five students. COF member (and retired entomologist) John Anderson will teach this class. The class will focus on biology, life cycles, and identification/recognition of the immature stages of preserved specimens. Microscopes, hand lenses, and illustrations will assist participants in distinguishing macroinvertebrates such as scuds, aquatic sow bugs, and nymphs and larvae of mayflies, stoneflies, caddisflies, midges, and a few other insects. These will be compared to fly patterns. Bring a sack lunch and your fishing equipment and plan to car pool to the Crooked River in the afternoon to collect and examine aquatic macros and, time permitting, to fish.

Directions: Meet at John's residence (61040 Minaret Circle in Sunrise Village) at 8:30 a.m. Take SW Century

The Central Oregon Flyfisher

Drive (the road to Mt. Bachelor); after the last traffic circle turn left onto Mammouth Drive. Proceed on Mammouth and pass through the gate into Sunrise Village. After passing through the gate, stay on Mammouth and take the third left turn (Minaret Circle).

Contact John Anderson (541-385-8693 or [jranderson@bendbroadband.com](mailto:jranderson@bendbroadband.com)).

## INTERMEDIATE casting

Tuesday, June 8 | 6:00 to 8:00 p.m. | \$10 | Farewell Bend Park |

Instructor: Jeff Perin (The Flyfishers Place in Sisters)

For those who want to improve their casting, this is the class for you. This class will build on basic casting skills – no advanced casting techniques. Class size is limited to 12 students. Meet Tuesday, June 8, at Farewell Bend Park on the Deschutes River from 6:00 to 8:00 p.m. The park is located just south of the Healy bridge. Parking can be difficult, so car pool if possible. Cost: \$10.00, Payable to: COF, and write "6/8/2010 Casting Class" in the memo field. Mail check to: Gary Meyer, P.O. Box 1396, Bend, OR 97709 ([gmeyer@earthtravel.net](mailto:gmeyer@earthtravel.net) or 514-633-0934).

## Youth fly-fishing camp

June 21 to 23 | 9 am to noon | ages 9 to 13 | Shevlin Park

This unique program offers children the opportunity to experience and learn fly-fishing basics. The experts from the Central Oregon Fly Fishers will teach campers various fly casts, fishing techniques and strategies, fly tying, safe wading, and the basic bugs that fish like to eat. COF can provide limited equipment. This class will be taught by COF in conjunction

*continued on page 5*

**ALASKA LEGACY**  
FISH CAMP LLC

THE ULTIMATE SMALL GROUP ~ BIG FISH DESTINATION

<b>Great Variety</b> King Salmon Silver Salmon Sockeye Salmon Trophy Trout Sea Run Char Wild Steelhead Huge Halibut And more!!!	 <p>Wild Trout &amp; Steelhead</p>	<b>Great Value</b> Small Groups Great Guides Pro Equipment Prime Location Riverside Cabins Affordable Trips Kenai River Streams & Creeks
---	---	--



Big fish even in small streams!

Toll free (800) 620-3474 ~ [www.AlaskaLegacy.com](http://www.AlaskaLegacy.com)  
COF Members get 15% off 2010 Freshwater Fishing Trips!

tion with Bend Parks and Rec. To sign up, see the summer Bend Parks and Rec guide.

## Learn to fish Lava Lake

Saturday, June 26 | 9:00 am. | \$35 | Lava Lake | Instructor: Fred Foisset (The Hook Fly Shop in Sun River) | limited to 10 students

Learn the ins and outs of fishing Lava Lake (9:00 a.m. to noon). After lunch, students will be on the water, with Fred checking on each student. Meet at the Lava Lake boat launch. Cost: \$35.00, Payable to: COF (write "6/26/2010 Lava Lake" in the memo field), Mail to: Gary Meyer, P.O. Box 1396, Bend, OR 97709 (education@coflyfishers.org or 514-633-0934).

## Fishing for bass on a private lake

Tuesday, July 12 | 9:00 am. | \$50 | Buckhorn Lake | Instructor: Damien Nurre (Deep Canyon Outfitters) | limited to 10 students

Damien Nurre of Deep Canyon Outfitters has made COF an offer we can't refuse – a combination fly fishing for bass class and day of fishing on the private Buckhorn Lake, just 10 minutes from Terrabonne.

Bring your rods, reels, floating line, poppers and bass flies, floating device, and lunch. Meet at the southwest corner of the Terrabonne Thriftway parking lot at 9:00 a.m.; Damien will lead us to the lake. We'll finish around 4 p.m. If you can car pool, please do as it will ease parking at the lake.

Cost: \$50, Payable to: Damien Nurre (write "7/12/2010 Bass Fishing" in the memo field), Mail to: Gary Meyer, P.O. Box 1396, Bend, OR 97709 (education@coflyfishers.org or 514-633-0934).

## Beginning spey casting

Sunday, August 8 | 8:00 a.m. | \$10 | Farewell Bend Park | Instructor: Damien Nurre (Deep Canyon Outfitters) | limited to 5 students

Damien Nurre will teach spey casting using a progressive method of learning. Five rod/reel combos will be available, or bring your rod. Meet Sunday, August 8, at Farewell Bend Park (upstream of the Bill Healy bridge on the Deschutes River) from 8:00 a.m. to 10:00 a.m. Parking can be difficult, so car pool if possible. Cost: \$10.00, Payable to: COF (write "6/8/2010 Spey Casting" in the memo field), Mail to: Gary Meyer, P.O. Box 1396, Bend, OR 97709 (education@coflyfishers.org or 514-633-0934).

## WILD WOMEN OF THE WATER

During June and July, Bill Myers will be our guide for a series of outings designed to improve river nymphing and lake fishing technique. Bill is a well-known guide in Central Oregon has extensive knowledge of the Crooked River. Crooked River outings will be on June 13 and June 27. Float Tube 100 will be held at Three Creek Lake on July 11.

There is a \$25.00 charge for each outing; outings are limited to 10 participants/outing. These outings will fill soon, so register now. For more detail about each outing, see your email or contact Kristin (wildwomen@coflyfishers.org or 541-306-6549). To register, mail check (made payable to COF) to: Kristin Lambson, 2969 NW Merlot Lane, Bend OR 97701.

## VOLUNTEER OPPORTUNITIES

### East Lake tui chub control efforts

At a recent coordination meeting with the Oregon Department of Fish and Wildlife (ODFW), Sun River Anglers (SRA), Trout Unlimited, and Central Oregon Flyfishers, the subject of what to do about the growing tui chub population in East and Paulina lakes was raised by the SRA. After much discussion, ODFW agreed to develop a 10-year plan to address the problem. They will develop a proposal for control (not elimination) of the chub in the two lakes. Use of chemicals such as rotenone was ruled out for many good reasons. After the plan is developed, there will be an effort by angling groups to raise the funds to complete the control efforts annually. The project to control the chub will be an expensive effort that will require outside funding and a coordinated volunteer effort. When the proposal has been developed, we will present it at a COF monthly meeting.

– Bill Seitz

*Fishing is just the beginning...*

DEEP **DC** CANYON  
Outfitters

ORVIS  
ENDORSED  
FLY FISHING  
EXPEDITION

Deschutes River / Crooked River  
Buckhorn Lake

www.DeschutesFlyFish.com  
541.323.3007

## Mann Lake goldfish removal project

The Oregon Department of Fish and Wildlife (ODFW) is planning to remove the goldfish from Mann Lake. Mann Lake was an outstanding fishery for cutthroat trout before goldfish were illegally introduced. Before the lake is treated with rotenone, some pre-treatment work and sampling needs to be completed. ODFW is looking for five to six volunteers to help: build a small barrier to block goldfish movement, sample zooplankton and macroinvertebrates, and set and work trap and gill nets to catch cutthroat and goldfish. Volunteers will travel to the lake on June 30, work on July 1, and depart on July 2. Contact Jen Luke, ODFW (541-388-6350, ext. 225 or Jennifer.a.luke@state.or.us) for specifics on camping and car pooling.

– Bill Seitz

## Ninth annual Metolius River fly fishing and bamboo rod fair

Volunteers are needed to staff the COF/KK booth on July 17 and 18. There will be two shifts per day. If you are interested in participating in this fun-filled and informative event, contact Capt Caddis (capt@bendnet.com or 541-389-4372).

## CONSERVATION

### Rainbow trout spawning activity Anglers: show caution when wading and fishing!

It's that time of time of the year again; rainbow trout are actively spawning in Central Oregon rivers and streams. The Central Oregon Flyfishers (COF) have marked 13 major spawning sites on the Crooked River below Bowman Dam. Trout are likely to spawn on these sites from mid March through early August. Yes – August! In studies conducted on the Deschutes River by Christian Zimmerman and Gordon Reeves in 1995 to 1997, biologists found that rainbows initiated redds as early as early March. They found that 50% of the spawning had occurred by early June. The peak number of redds occurred in late June. They found fish on redds as late as early August. When they looked at individual redds, they found that eggs were in the gravel a little over two months. The emergence of fry occurred over a period of about two weeks after this period. For example, if a rainbow in the Crooked River initiates a redd on April 1, the fry will finish emerging in mid June!

When fishery biologists identify spawning sites, what does this mean to you and me? A spawning site is an area of river bottom that has preferred gravel size (around 1 inch), water depth around 17 inches, and current speed of about 2 feet/second. The site will contain individual redds; the density of redds is dependent on the area of river bottom with

the combination of preferred micro habitats. A redd is about 5 feet long and 2 ¾ feet wide.

**Bottomline:** COF members should work hard to set a good example for others by staying out of the redds during the spring and summer months. I would also urge you to not fish over these spawning sites so as to not create added stress to these spawning females.

– Bill Seitz, Conservation Chair

## Deschutes Basin Water School

August 20-21, Pre-registration due by August 6

Classroom Sessions • Field opportunities • Volunteer Expo • Evening Presentation

### What is Water School?

The Deschutes Basin Water School is a two day mini-college focused on local watershed and water resource topics, with a special session track on how to engage youth in meaningful natural resource lessons.

### Who should attend?

Formal Educators, Informal Educators, Interested Citizens, OCC/OSU Students, Natural Resource Professionals

### Course and field topics will include:

- Geology and Water Resources of the Deschutes Basin
- Cultural History of the Deschutes Basin
- Steelhead Reintroduction: Pelton Round Butte Dams
- Groundwater Hydrology and well ownership
- Invasive Species: Identification, and Prevention
- Watershed Based Service Learning with Students
- New Tools for Student Engagement
- Water Management and Conservation
- Improving Riparian Area Function and Management

### Benefits of attending:

- Receive “tricks of the trade” from local experts in water conservation and restoration, and working with youth.
- Receive credit toward Master Watershed Steward (MWS) certification
- Receive CEUs (Continuing Education Units)

### Registration:

\$50 Fee, Limited Scholarships Available!  
Fee includes Friday and Saturday courses, class materials, lunches, and field trip transportation  
Pre-registration required by Friday, August 6<sup>th</sup>.

### For registration information visit:

<http://extension.oregonstate.edu/watershed/>



### Or Contact:

Megan Kleibacker at 541-737-8715  
Megan.Kleibacker@oregonstate.edu

**Friday, August 20**  
Classroom Sessions: 8:00 a.m. – 4:30 p.m.  
Volunteer Expo: 12:00 p.m. – 1:30 p.m.  
Evening Presentation: 7:00 p.m. – 8:30 p.m.

**Saturday, August 21**  
Field Trips, 8:00 a.m. – 4:00 p.m.


**Location:** OSU Cascades Campus  
2600 NW College Way, Bend OR 97030



To see more photos and read more thank-you notes from students, visit the COF website ([coflyfishers.org](http://coflyfishers.org)).

The lunch was killer, and thank you for giving me the chance to catch my first fish. Thank you again and trust me, I will be back again to have fun like I had this day.

From Colton →



← Thank you for the awesome field trip on April 28th. I had a lot of fun. My favorite parts were having lunch, playing hooks and ladders, going to the station casting practice and water safety, and fishing for the fish. I remember when I was fishing I hit a tree two times, but I also caught a fish. Sincerely Conner

That was the coolest field trip → ever. Thank you for teaching us all about knots, water safety and fishing. I tried really hard to catch a fish but the biggest thing I caught was a tree. I also hooked Logan's sweatshirt. After getting the hook out, I discovered a worm sticking to him. I laughed so hard I almost cried. Thank you for a fun and great day. From Dani



## TYERS CORNER

This month I want to share a midge pupa pattern with you. Last month I introduced you to the Ugly Duckling, a foam pattern to imitate a midge emerger on lakes. Yesterday, I watched Dave Semich land 24 big rainbows using this pattern; it works. Midges, commonly called chironomids, comprise the main diet of trout in Central Oregon lakes, reservoirs, and ponds in spring and early summer. The stages of chironomids most useful to anglers are the larva (bloodworms) and pupa. To fish still water successfully, you should learn how to fish chironomids. Shorten the learning curve by searching for lake midge fishing techniques on Westfly.com, checking out the excellent DVD about fishing and tying chironomids by Brian Chan (The Patient Angler has it.), or checking out books such as Morris and Chan on *Fly Fishing Trout Lakes*.

There hundreds of chironomid pupa patterns! British fly fishers have refined midge fishing to a “science” and many of their techniques and fly patterns have been adapted by North American anglers, especially the folks from British Columbia. An effective chironomid pattern must have a slim profile (skinny), a bulbous thorax, and white gills. Some would say that the pattern must have a metal bead to help it sink. I use a size 12 swivel and, if needed, a small split shot to take my patterns to the correct depth. The pattern must be easy, quick, and fun to tie – a guide fly. I am always experimenting with mixing and matching the best “parts” of a pattern to design a guide fly that fish eat. The OB2WANCHIRONOMIE is such a pattern. I have had great success with this pattern this spring. This spring I pumped the stomachs (really the foregut) of rainbows I caught using midges. Such a practice is helpful in “matching the hatch.” **Read the directions on how to use a stomach pump carefully so that you will not harm fish.** Several characteristics were evident: the midges were very slender (skinny), all had noticeable light brown wing pads, and the gills were prominent. Also, the midges were smaller than the sizes most anglers use. Many of you attended the Central Oregon Flyfishers’ meeting last Wednesday and heard Rick Hafele tell us that most of us use flies that are too large. The same is true for central Oregon midge patterns – size 14 and 16 chironomids will catch more fish than larger sizes.

This chironomid pattern borrows the bead/gill combination from the Garcia’s Rojo midge. I replaced the Rojo’s red bead with an orange bead hence its name – OB 2 (orange bead, Oral B dental floss for gills). The orange bead imitates the brown wing pads of the midge pupa. To get the skinny profile for size 14 and 16 flies, I use Krystal flash, Flashabou, and holographic tinsel for body material. Tight lines and good fishing.

– Bill Seitz

## OB2Wanchironomie



Hook: straight shank, 1xl strong, 1xl long (shown in the photo) or scud hooks

Thread: 8/0 or 70 denier, black

Glass bead: Spirit River Hi-lite small, transparent orange beads or silver-lined glass beads, size 11 (<http://www.indiandreamstrading.com/servlet/StoreFront> (11SB009)

Pinch the barb; slide the orange glass bead on the hook. Start the thread behind the hook eye. Attach a ¼-inch piece of Oral B dental floss (round instead of flat) so it forms a bow-tie. Secure the bow-tie and push the bead firmly against the floss; keep it in place by making four or five turns of thread behind the bead. Using a permanent black marker, darken the top and bottom of the bead. Trim the bow-tie so each side is about the length of two hook eye widths. The bow-tie gills look a lot more natural than the traditional gill tied facing straight over the hook eye.

The Central Oregon Flyfisher

You now have finished the basic thorax that imitates the gills and wing pads. The next steps allow you to create the chironomid of choice. As a minimum, you should carry the following color combinations: black body, silver rib; black body, red rib; red butt, brown body, silver rib; and silver body/red rib (called the chromie).

**black/silver** – Use black Krystal flash or black Flashabou and small silver wire; **black/red** – Use black Krystal flash and small red wire; **red butt/brown** – Use small red holographic tinsel for the butt, medium brown holographic brown tinsel for the body, and small silver tinsel; chromie – Use small red holographic tinsel rib and medium silver holographic tinsel for body. **black/silver body:** Tie in the silver wire rib. Tie the wire on the side of hook rather than the top to maintain a slim profile. I usually tie in the wire to the bend (see photo) to create a life-like profile. Advance the thread back to the bead and attach two strands of black Krystal flash. Wind the material to the rib at the bend of the hook and back to the bead, secure with thread, and cut off the loose end. Rib the body with the silver wire and tie off. Make a smooth thread transition with the thread and whip finish. Coat the body with two coats of Sally Hansen’s Hard as Nails. I carry these combinations in sizes 14 and 16. If you are going to British Colombia, then carry sizes 12 and 14.



## Central Oregon Flyfishers Up-Stream Events 2010

Date	Time	Activity	Location	Contact
<b>JUNE</b>				
Jun 3	6:30 pm	<b>monthly board mtg.</b>	Environmental Center	Dick Olson (president@cof.org)
Jun 4-6	9:00 am	<b>OUTING</b>	Prineville Res. marina	Bob Mullong (capt@bendnet.com or 541-389-4372)
Jun 5	8:30 am	<b>Class - Aquatic Macroinvertebrates</b>	John Anderson's home	John Anderson (jranderson@bendbroadband.com)
Jun 8	6:00 pm	<b>Class - intermediate Casting</b>	Farewell Bend park	Gary Meyer (education@coflyfishers.org)
Jun 10-11	10:00 am	<b>OUTING</b>	Diamond Lake south boat launch	John Anderson (jranderson@bendbroadband.com)
Jun 13 & 27		<b>Wild Women of the Water</b>		Kristin Lambson (wildwomen@coflyfishers.org)
Jun 16	6:30 pm	<b>general meeting</b>	Bend Senior Center	
Jun 18		<b>OUTING - carp capture</b>	Malheur Wildlife Refuge	Yancy Lind (yancy_lind@ml.com or 541-788-5514)
Jun 17-25		<b>trip to British Columbia</b>		Dave Dunahay (541-317-5843 or dunahay@bendbroadband.com)
Jun 29-30		<b>OUTING</b>	<b>Upper Williamson R.</b>	Mike Tripp (541-312-2193 or mtripp@bendcable.com)
<b>IN THE FUTURE</b>				
Jul 11		<b>Wild Women of the Water</b>		Kristin Lambson (wildwomen@coflyfishers.org)
Jul 13		<b>OUTING - Little Cultus Lake</b>		Yancy Lind (yancy_lind@ml.com or 541-788-5514)
Jul 17-18		<b>Metolius R. Bamboo Rod Festival</b>		Bob Mullong (capt@bendnet.com or 541-389-4372)
Aug 17		<b>Annual BBQ</b>		
TBA		<b>Tui chub control &amp; Sampling Mann Lake</b>		
<b>NON-CLUB ACTIVITIES &amp; FYI</b>				
Aug 13-15, Orvis casting tournament and Central Oregon trout festival				

**2010 COF Board Members:** Dick Olson PRESIDENT Lee Ann Ross VICE PRESIDENT Susan Telford TREASURER Bill Raleigh SECRETARY John Anderson Programs Eric Steele Banquet, Fund raising Yancy Lind Outings Dennis Rockwell Past President Craig Dennis Membership Bill Seitz Conservation Gary Meyer Education Frank Turek Kokanee Carnival Kristin Lambson Wild Women of the Water

## Membership

Welcome to new members Burt & Ginger Sarver, Ron Sharbaugh, Hazel Reeves, Bill Robinson (would like to meet other retired fisheries biologists), Hal Arneson, Jean Henderson & Matt Stiefel, Jerry Nordstrom, Jim Erwin, Jeff Perin (The Fly Fisher's Place), Cynthia & Mark Pilioid, as well as to returning member Jim Corson! The May meeting saw 15 guests we hope will join.

We now have 228 members, and hope to reconnect with 58 nonrenewals from last year. If you wish to rejoin, go to [coflyfishers.org](http://coflyfishers.org) to fill in a form. Or contact [membership@coflyfishers.org](mailto:membership@coflyfishers.org), and I will mail a pre-filled form for you to edit and sign.

Current rosters are available by request, so please contact me at the next meeting, or send email to [membership@coflyfishers.org](mailto:membership@coflyfishers.org) with ROSTER as the subject, or mail me a card at Membership Services, PO BOX 1126, Bend, OR 97709. (Please indicate if you want a PDF file or printed copy.) Printed copies will be available at the next meeting for those who request them by April 19.

If you are interested in learning about keeping the membership records, please contact me ([membership@coflyfishers.org](mailto:membership@coflyfishers.org)). My term ends in December, and I would like to thoroughly train my replacement.

– Craig Dennis, Membership Chairman  
541-548-1689 or 503-577-1179



To all those who volunteered for  
the Kokanee Carnival Spring Angling  
Clinic - A BIG THANK YOU!

— Frank Turek



## CLASSIFIED

**WANTED TO BUY:** Used Sage 686 RPL Rod. Lee Ann Ross (rossleeann@yahoo.com or 541-312-2568).

**FOR SALE:** Buck's Bag Bronco 8-foot stainless steel pontoon boat. Four bags, 7-foot oars, motor mount, anchor mount, wheel, swivel seat. Made in USA. Call Tom Philibin (541-389-5829).


**Membership application available from: <http://www.coflyfishers.org>**

For advertising information, call Mike Shadrach at 541-678-5717.



## Central Oregon Flyfishers

PO Box 1126 Bend, Oregon 97709



An active  
member club

For advertising information, call Mike Shadrach (541-678-5717).

**NEWSLETTER - Terri Grimm** Editor & Designer