

## Contents

- 1 PRESIDENT'S MESSAGE**
- 2 GENERAL MEETING**
- 2 OUTINGS CALENDAR 2015**
- 2 OUTINGS**
  - ~ Deschutes River Steelhead Trip
- 2 NEXT CAST FLYFISHERS**
  - ~ Update
- 2 MEMBERSHIP**
  - ~ Welcome New Members
- 3 CONSERVATION**
  - ~ Regulation Changes
  - ~ Opal Springs Fish Passage
  - ~ Crooked River Bill Update
- 4 WILD WOMEN OF THE WATER**
- 5 TYER'S CORNER**
  - ~ Diving Caddis
- 6 SOCIAL MEDIA**
  - ~ Update
- 6 COF BOARD MEMBERS**
- 7 OTHER NEWS**
  - ~ Book Announcement
  - ~ How to Never Have a Serious Poison Ivy Rash Again
- 8 UPSTREAM EVENTS**
  - ~ In the Future

## President's Message



2007 Katmai National Park, Alaska—premier sportfishing in a spectacular wilderness setting.

**Volunteering:** I want to thank Frank Turek and all the volunteers who made this year's Kokanee Karnival such a success. There were lots of new members joining "older" members out there helping the kids. This club is really built on volunteer effort, from the board members; to the members who offer some of our evening programs (John Kreft on the Metolius and Bill Seitz on the Crooked); to John Anderson who analyzed all the data gathered by COF members and produced a fabulous book on the Crooked River; to Karen Kreft who initiated and manages our youth fly fishing activity, Next Cast; to Allen Caudle who honchoed the kids' pond at the Redmond Sportsman Show; to John Kreft who runs our winter fly tying series; to Dick Olson who keeps track of all the volunteer hours members put in. But most importantly, it is the individual members who come out and support all of these opportunities that are the strength of the club. Volunteering is a great way to get to know what the club does and to meet new friends. Thanks for all your help.

**Fishing Tip:** Have you seen this movie? You're fishing in a float tube or pontoon boat, and your line gets wrapped around the tip of the rod. You can't reach the tip. You try to balance the butt of the rod on the float tube while reaching for the tip. The rod and reel fall in the water. Try taking the rod apart at the ferrule just above the reel, place the reel in your lap, pull out extra line, bring the rest of the rod toward you, reach to the tip, undo the tangle and then put the rod together again. So much easier!

~ Lee Ann Ross



At the October meeting, Bill Seitz will present a program on nymphing basics. The program will include useful tips to help anglers of all skill levels learn to be a more effective nymph flyfisher during all times of the year in a variety of rivers and streams. The program will focus on various aspects of presentation and fly selection. He will have examples of common nymph fishing rigs and local nymph fly patterns on display before the meeting. For a number of years, Bill contributed his fly patterns for the COF Fly of the Month in the newsletter. He provides tying sessions for COF Winter Tying Program. In the past, Bill has presented programs to the club on fishing the Crooked River in the winter, fishing midges in lakes, and Euronymphing techniques. These programs can be found on the COF website under Presentations. **Pre-Meeting:** Education, *Rigging For Success*, 6pm.

## OUTINGS CALENDAR 2015

MONTH	DAY	DESTINATION	LEADER
Oct	4th-7th	Lower "D" Steelhead-4 days	Robert Gentry

## OUTINGS

### Deschutes River Steelhead Trip

October 4th-7th | Beavertail Campground

The COF annual steelhead trip to the lower Deschutes River will be Sunday, October 4th through Wednesday, October 7th. Plan to camp at the large camping area at Beavertail campground. To ensure space at the campground and have shuttle support for your boat, you must sign up in advance.

There is a \$25 per night camping fee for the group campground, and the cost will be shared among

campers. Everyone is responsible for their own meals, although a group potluck on one of the nights will be in the works. If you will be floating the stretch down to Mack's Canyon, please plan to help car pool shuttle (14 miles round trip) each night. This is a great opportunity for folks with a boat or pontoon. If you want to fish off the road, there is great access!

For more information or to sign up, please contact Trip Leader Robert Gentry [driftboater1@gmail.com](mailto:driftboater1@gmail.com) or 541-233-6111. *Note: Guide service may become available for this trip. Please contact trip leader if interested.*

## NEXT CAST FLYFISHERS

### Update

The Next Cast Flyfishers program provides opportunities and coordinates activities for young fly anglers in the area. We are able to help provide fly fishing instruction through classroom activities, our fly fishing summer camp, ongoing COF events, and individually through mentorship and teaching.

We hope that by providing these opportunities, young anglers will be exposed to fly fishing and increase their interest and level of involvement.

As school is back in session and we enter into fall, we will be posting some additional activities for the Next Cast Flyfishers.

Please let me know if you have any questions or ideas for our young anglers.

~Karen Kreft, [nextcast@coflyfishers.org](mailto:nextcast@coflyfishers.org), 503-409-0148

## MEMBERSHIP

### Welcome New Members

Dawn Howard  
David Prybylowski  
Donnie Weninger

~Tim Schindele,  
[membership@coflyfishers.org](mailto:membership@coflyfishers.org)



541-318-1616

FULL SERVICE FLY SHOP AND GUIDE SERVICE



ADDRESS:  
35 SW CENTURY DR  
BEND, OR 97702

WWW.FLYANDFIELD.COM  
BOOK A TRIP TODAY!

SHOP ONLINE → [ONLINEFLYFISHINGSHOP.COM](http://ONLINEFLYFISHINGSHOP.COM)

### Regulation Changes

At their September 4th meeting the ODFW Commission approved proposed changes to the 2016 fishing regulations. We thank ODFW for their efforts to simplify the regulations, increase angling opportunities, and enhance protection for wild, native fish. We also thank them for listening to our concerns and making some adjustments to their proposal. *A partial list of the changes includes:*

- Most waters open all year. A notable exception is the Metolius winter closure above Allingham Bridge remains in effect.
- Crane Prairie & Davis Lake: catch & release for wild trout
- Crooked River: no bait
- Deschutes River: no bait above Lake Billy Chinook, open year round from mouth to Benham Falls, open May 22–September 30 above Benham Falls, catch & release on wild rainbows above Benham

You can learn more by visiting [http://www.dfw.state.or.us/agency/commission/minutes/15/09\\_september/index.asp](http://www.dfw.state.or.us/agency/commission/minutes/15/09_september/index.asp). Look for “Exhibit B: Oregon Sport Fishing Regulations”.

---

### Opal Springs Fish Passage

In September ODFW announced they would commit \$1.2M to fish passage at Opal Springs Dam on the lower Crooked River. This brings committed funding to \$6.2M of the \$8M needed. COF members can be proud of playing a small part in this. Your board wrote letters of support for the creation of the general funding mechanism and the subsequent allocation of funds to this particular project. More good news is that Deschutes Valley Water District, the owners of the project, are applying to have their license amended to allow for a fish ladder. This should help motivate additional funders to fill the remaining monetary gap.

Fish passage at Opal Springs remains critically important to the successful reintroduction of anadromous fish into the upper Deschutes basin above Lake Billy Chinook. In the 2014/2015 steelhead return year, 93 adult steelhead were transported above the dams and released into the lake. 77 of these fish were radio detected at Opal Springs as they attempted to go up the Crooked River. The 2015 spring Chinook season

recently ended. 52 of these fish were passed in Lake Billy Chinook and 25 were detected at Opal Springs. The fish have spoken; they want to go up the Crooked River. Learn more at [www.OpalSpringsPassage.org](http://www.OpalSpringsPassage.org).

### Crooked River Bill Update

As you may remember, the Crooked River bill that COF was involved with creating was passed in surprising fashion at the very end of 2014 after most had thought it was dead. There has been little visible progress on implementing the bill, so last month I called Adrian Devney, Senator Merkley’s DC-based staff person in charge of natural resources and the author of the Crooked River bill.

Adrian was sympathetic to my concern about lack of progress but pointed out that this new federal legislation is going to be around for a long time and it’s important to get the implementation done correctly. Adrian said that there are many bureaucratic steps that need to be taken. The next step is to get the state water storage right changed to legally allow for releases for fish and

the City of Prineville.


That being said, Adrian stated that the Bureau of Reclamation is already releasing more water for fish than they would have released under the old rules. Per the terms of the bill, the BOR spoke to ODFW, the Tribes, NOAA fisheries, and US Fish & Wildlife to get an unofficial water release schedule that would benefit fish. To the extent possible they are following that now. The 80 CFS year round target is not going to be met this year due to the drought, but they believe that they will be able to have at least 60 CFS flowing all the way to Lake Billy Chinook during critical periods. Changing the FERC license to allow for hydro power at the dam is underway. This will take a couple of years. Once that is done then the Wild and Scenic Boundary can be moved.

The good news from my perspective is that fish are getting more water and Senator Merkley is putting effort to getting the bill implemented, even if it is taking longer than we would have liked.

~Yancy Lind, Conservation Chair,  
[conservation@coflyfishers.org](mailto:conservation@coflyfishers.org)



## WILD WOMEN OF THE WATER



*Griff sharing tips with the ladies and netting Jill's fish on the Crooked.*

**A** big thank you goes out to Griff from Fly & Field. He led an educational outing to the Crooked River this last month. He helped each lady with her specific questions. We all learned tons and caught fish too!

Our October Fly Shop Hop will be down to Sunriver to visit The Hook Fly Shop. We will gather on Thursday, Oct 8 at 6pm. A dinner at the Sunriver Brewpub will most likely follow. Please let me know if you can attend. It's always nice to let the shops know how many to expect and how much wine, etc. to provide! See you there.

~Kari Schoessler,  
[wildwomen@coflyfishers.org](mailto:wildwomen@coflyfishers.org)

**FLY FISH**  
CENTRAL OREGON  
WITH THE EXPERTS FROM  
THE FLY FISHER'S PLACE.

FULL-SERVICE SHOP, GUIDED TRIPS,  
INDIVIDUAL AND GROUP LESSONS.  
PRIVATE LAKE ACCESS AND THE  
BEST FLY SELECTION IN THE NORTHWEST!

*The Fly Fisher's Place*

FIRST CLASS IN SERVICE,  
SELECTION & KNOWLEDGE

541-549-FISH | 151 W. MAIN AVE., SISTERS | OPEN 7 DAYS A WEEK  
GREENDRAKEHATCH@GMAIL.COM | WWW.FLYFISHERSPPLACE.COM





## Diving Caddis

With one season over and another closing in quickly get on the water soon and throw a bug at a fish or two. Strange year for the fish, and their food, (the bugs) with some hatches being normal, some were almost nonexistent or some didn't show themselves at all. The fish seemed eager to take a fly when you could find them, but even the fish disappeared from the normal places we could always find at least a couple. Not sure what all this means, but with some of the new studies that are coming to the basin, just maybe we will find the answers, My hope is that it is not too little too late. Pay attention and attend meetings where these things are being discussed, it is the best way to stay informed.

The fly this month is the "Diving Caddis", introduced by: the late Gary Lafontaine author of "Caddisflies" the #1 book on caddis flies. His study was ahead of its time and stands as some of the best information put to print on caddis. The "Diving Caddis" represents a species of female caddis that dives back into the water after mating and delivers her eggs to the bottom, being a river or lake and returns to the surface and dies. The females rise off the surface and it looks

### Directions

**Hook:** #12 to #18 1x long dry or use wet fly hook to allow for deeper presentation

**Thread:** Light tan to dark olive 8/0 to 14/0, match the hatch

**Under Wing:** Clear or white Antron

**Wing:** Mallard, Wood Duck color, very sparse

**Hackle:** Ginger or furnace hen hackle 2 to 3 turns, soft hackles in the same colors worked well also.

Note: (Indian capes work well) you don't want a real stiff hackle.

**Head:** Tying thread or a touch of dubbing to match head.

Lock in your thread at the hook point wrapping back to above the hook point

Now loosely dub the body and wind forward leaving enough room for the winging materials and hackle. Pick out the body and stroke it with your fingers towards the hook bend this will give the illusion of the egg sack. Tie in a small amount of Antron for the under wing and trim to the length of the body. Take a section from a mallard feather, wide enough so that you can fold the section twice giving you 3 layers of wing material, secure that in place. Note: (In the original pattern the wings were reversed with the mallard being the under wing and the Antron on top. I found that both patterns worked). Now tie the hackle and with 2 to 3 turns and a neat head you have your diving caddis.

like a hatch is in progress but it has already happened and at Crane Prairie we found this to be the only pattern to work after the morning hatch of tan caddis. Give it try and fish it just below the surface with slow retrieve pulls of about a foot, then pause and then hold on, the takes are positive. Good Luck and Good Hunting!

~ Jerry Criss, 541-536-3581,  
tiffly44@msn.com

## *In Case You Missed The Article On Long Leaders*

**Long Leaders:** I have been lucky over the last few years to be mentored by a great fisherman from California, who has been fishing the big fish lakes here for over 30 years, and whose knowledge and techniques work. The leaders are a big part of what has brought me success, like a 9lb+ rainbow in 2013. The 10ft. to 12ft. tapered section of the leaders are built of either mono or fluorocarbon, with 8lb. to 4lb. tippets of mono or fluorocarbon 6ft. to 10ft. The important part of the system is to use the same manufacture for the tapered sections, this makes for proper tapering. You will need to start with 30in. sections of 30lb., 25lb., 20lb., 15lb., 10lb., and with 8lb., when attached together with blood knots will make the sections about 2ft. long, and a total tapered section of 10ft to 12ft. With the tapered mono section you can add either a mono or fluorocarbon tippet, the length depends on water depth, conditions and what bug you are trying to imitate. For dries or emergers the tapered mono to mono tippet works great, and sometimes adding just a 1ft piece of fluorocarbon tippet to the mono to mono leader will allow the emerger to just hang below the surface film, a very good presentation when you know emergers are being taken there. For the nymphs use the tapered mono to fluorocarbon tippet so that you get a more vertical rise of the bug on the retrieve. When using the tapered fluorocarbon section you are looking for a more horizontal retrieve of the bug at the chosen depth and you use only fluorocarbon tippets with this tapered section. If you have question about these leaders contact me and I will try and answer your questions.

~ Jerry Criss

## SOCIAL MEDIA

### Update


#### facebook

I hate to jump the gun because it's only October but let's face it—the holidays are right around the corner and it's time to start thinking about how you plan on marketing and promoting your business. If you are a club sponsor and are interested in learning more about this, email me and let's figure out a way in which we can get that taken care of through the COF Facebook Page (<https://www.facebook.com/CentralOregonFlyfishersClub>)!

Thank you to everyone who sent me photos, fishing reports, and other important information this last month. Please continue to do so as it is valuable information for me to share with our online network and fellow club members.

**LinkedIn** And if you haven't connected with us on the COF LinkedIn Page (<https://www.linkedin.com/company/central-oregon-flyfishers>), make sure you do that soon! Update your LinkedIn profile to show your membership to the club. Make the most of October!

~ Molly Vernarecci, COF Social Media Coordinator, [socialmedia@coflyfishers.org](mailto:socialmedia@coflyfishers.org)



## COF BOARD MEMBERS

- ~ Lee Ann Ross, *President*
- ~ Karen Kreft, *Next Cast Flyfishers*
- ~ Vacant, *Vice President*
- ~ Kari Schoessler, *Wild Women of the Water*
- ~ Renee Schindele, *Treasurer*
- ~ Tim Schindele, *Membership*
- ~ Cliff Price, *Secretary*
- ~ Roger Vlach, *Raffle*
- ~ Tim Schindele, *Programs*
- ~ Debbie Norton, *Education*
- ~ Peter Martin, *Banquet*
- ~ Frank Turek, *Kokanee Karnival*
- ~ Eric Steele, *Outings*
- ~ Yancy Lind, *Conservation*


Membership application available at: [coflyfishers.org](http://coflyfishers.org)

#### CONTACTS

- ~ Advertising: Mike Shadrach, 541-678-5717
- ~ Historian: Delores Marsh
- ~ Social Media: Molly Vernarecci, [socialmedia@coflyfishers.org](mailto:socialmedia@coflyfishers.org)
- ~ Newsletter: Darius Whitten, [cof@whittendesign.com](mailto:cof@whittendesign.com)
- ~ Librarian: Kathleen Schroeder


 [facebook.com/CentralOregonFlyfishersClub](https://www.facebook.com/CentralOregonFlyfishersClub)

 [linkedin.com/company/central-oregon-flyfishers](https://www.linkedin.com/company/central-oregon-flyfishers)





## OTHER NEWS



### Book Announcement

The book: Fly Fishing Oregon's Crooked River will be available for purchase at the October COF Meeting. For people who wish to purchase the book prior to the meeting, please call or email John Anderson to arrange an earlier pick up date. Contact John at 541-385-8693 or [jranderson@bendbroadband.com](mailto:jranderson@bendbroadband.com).

Leaves  
OF THREE,  
LET IT BE!

### How to Never Have a Serious Poison Ivy Rash Again

See this video from Field and Stream on how to prevent getting a rash after being exposed to poison oak or poison ivy. Awesome and easy. <http://www.fieldandstream.com/blogs/flytalk/how-to-never-have-a-serious-poison-ivy-rash-again>

~Lee Ann Ross



**PAYNE FLY SHOP**  
FLIES, RODS, REELS, LINES, GIFTS

MADE IN AMERICA  
INNOVATION AND EXCELLENCE  
FOR 139 YEARS

**MADE IN BEND OREGON**  
HANDMADE E.F. PAYNE FLY RODS  
AMERICAN EXCELLENCE SINCE 1876

490 N.E. BUTLER MARKET RD., SUITE 100  
BEND, OR 97701 (541) 549-1544



**FIN & FIRE**

CENTRAL OREGON FLY SHOP AND TRAPPER PELLET GRILLS

[WWW.FINANDFIRE.COM](http://WWW.FINANDFIRE.COM)  
541-548-1503

LIND | WHITE GROUP  
Yancy Lind & Eric White  
Financial Planning & Investment Management



**Merrill Lynch**  
**Wealth Management®**

PROUD SUPPORTERS OF COF  
541-312-6821 | [yancy\\_lind@ml.com](mailto:yancy_lind@ml.com)

## UPSTREAM EVENTS October 2015

DATE	TIME	ACTIVITY	LOCATION	CONTACT
1st	5:00 PM	Next Cast Committee Meeting	Environmental Center	Karen Kreft
1st	6:30 PM	COF Directors Meeting	Environmental Center	Cliff Price
4th	-	Deschutes River Steelhead Trip	Beavertail Campground	Robert Gentry
8th	6:00 PM	Wild Women Fly Shop Hop	The Hook Fly Shop	Kari Schoessler
21st	6:00 PM	Pre-Meeting Education: Rigging For Success	Bend Senior Center	Debbie Norton
21st	7:00 PM	Monthly Meeting	Bend Senior Center	Cliff Price

## In the Future

Annual COF Banquet, Riverhouse Convention Center, April 2, 2016; Contact Peter Martin



Central Oregon Flyfishers  
PO Box 1126  
Bend, Oregon 97709



*An Active  
Member Club*