

CONTENTS

General meeting

- 2 Health and safety on the water

Outings

- 2 Outings and outings leaders needed
- 2 Davis Lake
- 2 Williamson and Wood rivers
- 3 Fins up thank you

Education

- 3 Techniques
- 3 Intermediate fly casting
- 4 Thank you Jeff Perin

Membership

- 4 Welcome new members

Next Cast Flyfishers

- 4 Let's do it again!
- 5 REALMS

Wild women of the water

- 5 Wild Women summer meetings

Other News

- 5 Annual COF BBQ
- 5 Macroinvertebrate monitoring on Whychus Creek

Library News

- 6 Dynamic Nymphing—Tactics—Techniques and Flies from Around the World
- 6 Thank you for donations

Tyer's Corner

- 7 Callibaetis Emerger

Upstream Events

- 8 Calendar

RANDOM CAST

This past week, I saw the future. It was not the machinations of a cloaked individual telling me what they glimpsed within a crystal ball. Nor was it a futurist or braggart providing an exciting view or the downfall of the life and times of fly fishing in the west. It was a group of 9 to 13 year old kids who had signed up for fly fishing 101, skillfully led by Karen Kreft, our Next Cast leader, and her band of merry fly fishers. With these kids, I saw in their eyes, in their smiles and in their enthusiasm a glimpse of the future of fly fishing; the next generation of stewards of the water. Some kids were shy, some reluctant, and some bold, but they all started this adventure. Tying flies and catching fish with those flies brought whoops of joy and high fives among happy kids, parents and instructors. Willing and wanting to improve fishing skills over the three days, all the kids walked away with a feeling of accomplishment. For a brief moment even the adults let go of life's cloak, lying heavy on so many shoulders, to live in the present and enjoy the moment.

Wild Women of The Water (WWW) is also making use of the many opportunities that COF has to offer. WWW leader, Kari Schoessler, and roughly 15 members spent the evening with Tye Krueger at new Confluence Fly Shop. They practiced casting at the Old Mill Casting Course, which is sponsored by nine conservation partners, including COF. Additional instructors were available to help. The women are getting out there and improving their fly-fishing skills and understanding of fly fishing—lots of smiles and lots of laughter.

These are examples of what is good about this great club. A big “thank you” to the leaders and organizers who make it happen.

“I shall meet you on the water and we shall tell stories and bad jokes and laugh with tears in our eyes.”

— Eric Steele, President
(cell 541-420-8108 or home 541-549-2072)



Students in the 2013 Youth Fly-Fishing Camp. PHOTOS: Karen Kreft



GENERAL MEETING

Jul 17 | 6:30 P.M. | Bend Senior Center, 1600 S.E. Reed Market Road, Bend

Health and safety on the water

Members have requested a program on medical and health problems we might encounter while fishing. Neil McDaniel and Trent Volz, members of the Deschutes Search and Rescue Swiftwater Team, will address this broad topic and discuss challenges we should be prepared for.

OUTINGS

July outing information will be available at the July general meeting.

Outings and outings leaders needed

It is never too late to add a trip to the outings schedule. So, if you would like to lead an outing, please contact me, and I will post it, highlight it in our newsletter, and present it to the members at the appropriate general meeting.

Yancy Lind and Mike Tripp have scheduled an overnight trip to Davis Lake on July 18 and 19. If interested, contact Yancy or Mike, or talk with them at the outings table prior to the July general meeting.

The two remaining trips are Yancy Lind's August 8-11 trip to the Williamson River and Robert Gentry's October 6-9 steelhead outing to the Lower Deschutes River.

— John Tackmier, Outings Coordinator
(outings@coflyfishers.org or 541-549-6252)

Davis Lake

July 18-19

COF has had an annual outing to Davis Lake to fish for bass for many years. Recently, trout fishing has shown signs of recovery toward the lake's historical blue-ribbon status. Join Mike Tripp and me for an overnight trip to Davis in search of trout—or bass if you prefer. We will drive to Davis midday on July 18, fish late afternoon and evening, and the next morning as well. Let me know if you are interested, and I will get you more information. This trip does require a floating device of some sort. A shallow-bottomed boat and motor are ideal as the trout and bass fishing are on opposite ends of the lake. There may be room for passengers in boats (especially for those with appropriate bribes), so let me know if you would like your name placed on a potential passenger list.

— Yancy Lind
541-788-5514 or yancy_lind@ml.com

OUTINGS 2013

Month	Date	Leader	Destination
Jul	18-19	Yancy Lind	Davis lake
Jul	23	Kari Schoessler	Wild Women
Aug	8-11	Yancy Lind	Williamson & Wood rivers
Oct	6-9	Robert Gentry	Lower Deschutes Steelhead

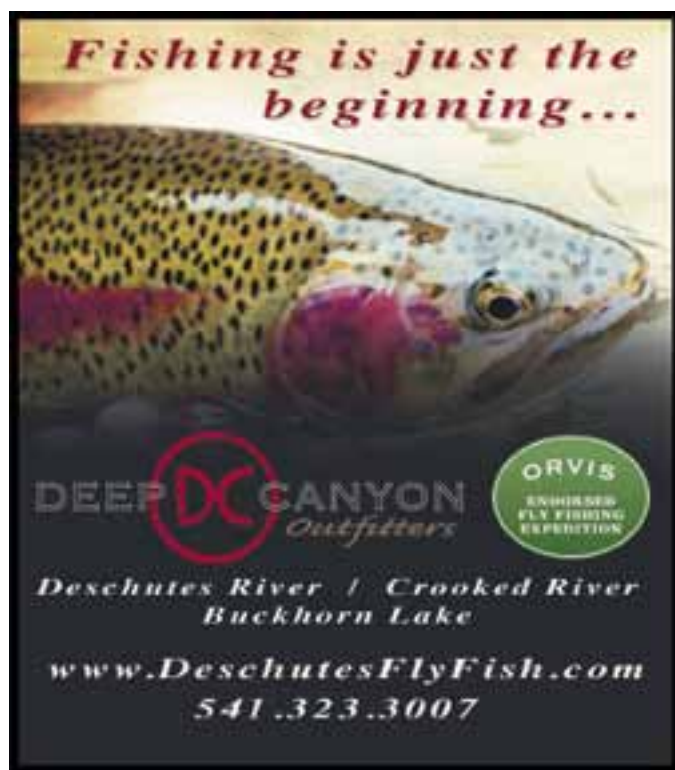
Williamson and Wood rivers

Aug 8 - 11

The Williamson is known as a trophy-trout river with only wild fish, some over 10 pounds. These fish were steelhead before being landlocked by the dam in Klamath Falls. The Wood River also has migratory populations of these trout along with resident browns. Like any river, you can have good days and bad days, but the good days can be spectacular. The Williamson and the Wood have become some of my favorite rivers.

We will stay at the Water Wheel Campground where US 97 crosses the Williamson. This is an unattractive, but acceptable campground, with a great location on the river with tent and RV spaces. There are places to rent nearby if you don't want to camp. This trip requires a drift or pontoon boat, or something similar. It is an easy river to float with a few small rapids, although low water this year may make things interesting. An electric motor is helpful as there are some long, slow-moving sections. The nearby Wood River as well as upper Klamath and Agency lakes provide additional angling opportunities.

continued on next page



I will drive down Thursday, August 8, in the afternoon, and return Sunday about noon. That will give me an evening, two full days, and then a morning of fishing. It's about a two-hour drive from Bend. Let me know if you are interested, and I'll get more information to you.

– Yancy Lind
yancy_lind@ml.com, 541-788-5514

Fins up thank you

Thank you for the great attendance and support for the Capt' Caddis Crappie Challenge. We had great weather, great people, and great food. Oh yeah, the fishing was pretty good too. Andy Smith was the recipient of the coveted certificate for most crappie caught. Earl Rettig was a close second, along with Gordon Chandler and Raven Wing. See ya'll next year!

– Betsy Brauer-Mullong

EDUCATION

Techniques

Bill Seitz discussed Tenkara technique at our last general meeting. Thanks Bill, for all the good information and great instruction. Bill constantly steps forward to help with education for club members and deserves our hearty thanks...once again.

Our next techniques session will be on insects. Drew Shane, a talented, experienced and enthusiastic fly fisher from Fly and Field Outfitters, will tell us about insects and much more about how to catch fish.

All aquatic macroinvertebrates are invited. If you have a collection, please bring it to show new fly fishers.

Though this program is aimed at beginners, everyone is welcome. Please come to the general meeting early (just after 6:00 PM) to get help, socialize and talk about fishing.

Intermediate fly casting

Jul 18 | 6:30 PM | Riverbend Park | \$10 in advance

Due to popular demand, Jeff Perin, casting instructor and owner of Fly Fisher's Place in Sisters, has agreed to teach an additional intermediate casting class. Jeff will teach the Belgian loop cast, a snap-t (single hand spey), steeple cast, and presentation techniques, including a parachute cast, wiggle cast and reach mends. The class will be held July 18, 6:30 P.M., at Riverbend Park, 799 SW Columbia Street, Bend (just upstream from The Old Mill). Meet near the pavilion close to the kayak sculpture. A five-weight rod is best. Jeff prefers to have no yarn tied on the end—just plain leader.

For questions, or to check for availability, contact education chair, Kathleen Schroeder (education@COFly-fishers.org. or 541-480-3185). To sign up, mail a check for \$10, made payable to COF, to Kathleen Schroeder, 61283 Kristen St., Bend OR 97702. Class fee must be paid in advance.

Education classes are for COF members and their guests.



FLY FISH
CENTRAL OREGON
WITH THE EXPERTS FROM
THE FLY FISHER'S PLACE.

FULL-SERVICE SHOP, GUIDED TRIPS,
INDIVIDUAL AND GROUP LESSONS.
PRIVATE LAKE ACCESS AND THE
BEST FLY SELECTION IN THE NORTHWEST!

The Fly Fisher's Place

FIRST CLASS IN SERVICE,
SELECTION & KNOWLEDGE

541-549-FISH | 151 W. MAIN AVE., SISTERS | OPEN 7 DAYS A WEEK
GREENDRAKEHATCH@GMAIL.COM | WWW.FLYFISHERSPPLACE.COM

Thank you Jeff Perin

Jeff Perin, of the Fly Fisher's Place in Sisters, taught three casting classes for us in June. Jeff deserves our hearty thanks for all he does for our club, in education and support in other ways.

If you have questions or comments or want to volunteer to teach a session, please contact Kathleen Schroeder (education@coflyfishers.org).

MEMBERSHIP

To join, go to coflyfishers.org to print a form. Current rosters are available by request, so please contact me at the next meeting or send email to membership@coflyfishers.org with ROSTER as the subject.

– Gary Meyer, Membership Chair

Welcome New Members

Michael & Kalina Moore	Lauren Backes
John & Denise Barratt	Dan Jordan
Lynn & Jim Roy	Doug & Sally Williams
Joseph & Sara Cima	Thomas & Sandi Lujan

NEXT CAST FLYFISHERS

Let's do it again!

Next Cast Flyfishers just completed a three-day fly-fishing camp at Aspen Hall. Bend Parks and Recreation handled registration and notices for the camp. Eleven young fly fishers turned out each day.

By day three, students were able to assemble their rods (nine students brought their own rods), added tippet material (using the recently learned surgeon's knot), and tied on

a fly (using the recently learned improved clinch knot). The final fishing session resulted in six more fish landed!

A bit of luck always helps. Part way through day two, the fish stocking truck appeared and released 200 large rainbows into the pond. The fish were in great shape and started taking the fly immediately. Students saw the truck release the fish, which allowed us to include an impromptu lesson about hatcheries, raising fish and learning about the ODFW fish stocking schedule. These kids were "hooked;" they were not ready to leave and quickly learned the art of telling fish stories. Responses from the parents were positive.

The Redington representative provided Bend Parks and Recreation with three Redington youth rod/reel combinations. Parks and Rec donated the rods and reels to COF. Since Next Cast owns equipment for instruction, we decided to use the new rods for raffles and incentives for young fly fishers. We gave away one rod during this camp. The winner already had a new rod and reel. Rather than keep the new equipment for himself, he turned to a new friend and offered the friend his winning rod. It was a great moment! Another young fly fisherman now has his own equipment and knows how to use it.

COF volunteers were terrific, once again. The patience that they have with the young anglers is amazing! Several volunteers were there multiple days. The leaders of each session did a great job and put in a lot of time: John Anderson (bugs and fish food), Dave Dunahay (knots), John Kreft (fly tying), Bill Seitz (casting and fishing), and Eric Steele (regulations and fish identification). Thank you leaders and thank you additional volunteers: Dave Semich, Delores Marsh, Kari Schoessler, Cliff Price, LeeAnn Ross, Max Johnson and Bill Raleigh.

continued on next page



Fly & Field
OUTFITTERS

NEW Website - www.flyandfield.com

- Up to date fishing reports
- Real-time river & weather conditions

Guided Fly-Fishing Adventures

- Deschutes, Crooked and Fall rivers
- Cascade Lakes
- Trout and steelhead

Full-Service Fly Shop

35 SW Century Dr., Bend OR 97702 ■ 541-318-1616 ■ www.flyandfield.com

REALMS

June marked the end of the school year and our classes at REALMS. After nine weeks of fly-fishing instruction, including two successful fishing days and two fly-tying classes, these students were very excited about fly fishing. Most of the flies tied in the second class took on an artistic flair and looked very colorful in students' new fly boxes!

Students who have their own fly-fishing equipment look forward to using the flies they tied on local lakes. The feedback from the students and the teacher was positive, and we have been invited back next year.

Thanks to all! Mark your calendars, same time, same place next year!

If you have questions, want to volunteer, or need additional information, please contact Karen Kreft (503-409-0148 or NextCast@COFlyfishers.org).

WILD WOMEN OF THE WATER

Wild Women summer meetings

Wild Women of the Water are rolling along this summer. Tye Krueger, of the Confluence Fly Shop in the Old Mill, hosted a wonderful evening of fly casting at the Old Mill course, talked about the new shop and (most importantly) shared wine and hors d'oeuvres! Thank you Tye.

Our next get together will be Tuesday, July 23, 6:00 P.M., at Colorado Street bridge. We will cover casting, line presentation, wading and reading the water.

If you want to find a fishing partner for an impromptu fishing day, contact me, and I'll try to hook you up.

— Kari Schoessler (wildwomen@coflyfishers.org)



Wild Women of the Water met at the Confluence fly shop. PHOTOS: Kari Schoessler
The Central Oregon Flyfisher

OTHER NEWS

Annual COF BBQ

TUESDAY | Aug 13 | Aspen Hall in Shevlin Park | Serving begins at 6:30. | Arrive early to help set up.

TUESDAY August 13 will be the annual August BBQ, which replaces the August general meeting. Bring the family and enjoy the evening at Aspen Hall in Shevlin Park. The kids might want to do some fishing in the pond, or bring a rod and practice your casting skills.

Where: From downtown Bend, drive west on Newport through all the traffic circles; Newport turns into Shevlin at Mt. Washington. Keep going another mile and a half; go down the hill and cross Tumalo Creek at Shevlin Park. Aspen Hall is on the right. Look for parking on the Aspen Hall side or opposite.

What to Bring: Showcase your cooking skills! Bring a dish to share (side dish, dessert, salad or appetizer), plus adult beverages. The club will supply eating utensils, soft drinks, tri tip, burgers, hot dogs, chips and condiments.

We need volunteers to set-up, cook and clean up afterward. Call Herb Blank (541-312-2568) if you can help out.

Macroinvertebrate monitoring on Whychus Creek

August 17, 2013 | 8:30 AM to 3:00 PM | Creekside City Park, Sisters, OR

Upper Deschutes Watershed Council (UDWC) and the Xerces Society for Invertebrate Conservation invite you to join us to collect aquatic macroinvertebrates in Whychus Creek on August 17. Aquatic macroinvertebrates, the aquatic life stage of familiar bugs like stoneflies, caddisflies and mayflies, are excellent indicators of stream health. On Whychus Creek, where extensive restoration work is taking place to improve habitat for returning steelhead and salmon, UDWC is using macroinvertebrates to measure how stream conditions are changing as restoration progresses.

Volunteers will learn sampling methods and spend the day collecting macroinvertebrate samples in teams along the creek. These samples will give UDWC and our partners

continued on next page

LIND | WHITE GROUP

Yancy Lind & Eric White

Financial Planning & Investment Management



Merrill Lynch
Wealth Management®

PROUD SUPPORTERS OF COF

541-312-6821 | yancy_lind@ml.com


essential information about the quality of stream conditions for aquatic life. Macroinvertebrate monitoring with UDW is a great opportunity to get involved in taking care of a local watershed and learn first-hand about stream ecosystems.

To sign up or for more information, please contact Lauren Mork (lmork@restorethedeschutes.org or 541-382-6103 x39).

LIBRARY NEWS

Dynamic Nymphing—Tactics—Techniques and Flies from Around the World

by George Daniel



Not sure about the differences among Czech, Polish, Lilliputin and French nymphing? This month's library addition offers a wonderful solution to your dilemma. *Dynamic Nymphing—Tactics—Techniques and Flies from Around the World*, 2012 book from Stackpole publishers, provides contemporary reviews of nymphing methods now in use.

Author Joe Humphreys summarizes this book as follows: "In this book, Daniel shares details on tactics and

methods learned from knowledgeable fly fishers across the United States, as well as from his competitors throughout many other nations, enhanced by his own insights gained through explanation of the suspension system of drifting nymphs below a dry fly or float, covering virtually every aspect: leaders, weighting, rigging, and how to best fish areas that are difficult or nearly impossible to approach any other way. He also provides comprehensive instructions on tight-line nymphing, a method of nymphing without indicators, from casting to maintaining line control from rod tip to nymph in various stream conditions, including glides, pockets, riffles, and pools. To become a good nymph fisher, it is necessary to understand this aspect of the sport as well.

This book is a study of nymphing strategies; you won't digest the material in just one reading. It gives a thorough analysis of casting techniques, mending the line, and choosing the flies that can best produce for you if you fish them correctly, all presented in a technical manner. And finally, to paraphrase George Daniel, 'This book is a melting pot of nymphing theories and tactics that will provide you with the tools to become a good nymph fisher'. If you are a serious student, the insights within these pages will help you catch more fish. Good fishing!"

— John Tackmier, librarian, outings@coflyfishers.org

Thank you for donations

Thank you Gary Lewis and Lou Duncan for donations to the COF library. Lou Duncan donated the book *Trout Adventures in North America* by Bob Willis and Gary Lewis provided a copy of his DVD *Fishing Central Oregon and Beyond (vol. 1)*.



Poems and illustration by students in Mrs. Zistal's fourth grade class

Soaked in slime.

Odd looking when they are spawning.

Called Kokanee when they can't get to the ocean.

Kokanee when they can't get to the ocean.

Endangered species.

Youth stay in streams.

Eats less variety than trout.



Radical
Attitude
Incredible
Necessity
Beautiful
Outrageous
Wonderful

Terrific
Rainbow
Outrageous
Unique
Trouble

TYER'S CORNER

Summer is here, at least for a few days. Lakes have turned over, and the fishing has been good. On the Fall River, fish have been hard to find, let alone catch. The flows are high for the Upper Deschutes (per the annual irrigation flows), and with that there is not much in hatches that one can count on.

It is time for the Callibaetis to start up. You'll need a good emerger to go along with nymph and dun patterns. This pattern is one that has been around for quite some time, and it is becoming a consistent producer when the fish are taking duns or just sipping below the surface. It works on quiet streams and lakes; it needs a little hackle added if fished in rough water. It is an easy pattern and can be changed to match hatches of any Mayfly just by changing the colors. Fish this just like a dry; remember to coat only the wing area with floatant. Good luck and good hunting.

— Jerry Criss (541-536-3581 or tlfly44@msn.com)



Callibaetis Emerger

Thread: rusty dun, 8/0 to 14/0

Hook: #14 to #20 curved emerger hook (I use a Partridge Klinkhamer.)

Shuck: 8 to 10 barbs of good wood duck (lemon barred)

Body: stripped peacock herl


Wing: EP-Fibers Polar Bear (Use marking pen to change color.)

Thorax: superfine dubbing, medium dun (Change color to match hatch.)

Hackle: light to dark dun or grizzly (Use when needed.)

1. Lock in thread behind the eye of the hook.
2. Tie in shuck with a short amount showing on the down side of the bend of the hook.
3. Prepare the peacock herl and tie in at bend of hook. Wind thread to about 1/3 of the shank length behind the eye of the hook.
4. Coat thread on the shank with a small amount of head cement and wrap the herl toward the eye. Each wrap should touch. Tie off.
5. For durability, coat the entire body with an even coat of head cement.
6. Tie in wing material, allowing material to protrude over the eye of the hook.
7. Dub the thorax and wrap over the tie-in point of the wing.
8. Tease out the thorax and trim the wing. (See photo.) Leave a little wing material showing just behind the thorax.

(If adding hackle, tie in hackle before dubbing the thorax and wind hackle through the thorax. Tie in hackle just behind protruding wing.)



Big mean eating machine.

Ugly beyond the point.

Leering at me with its plain eyes.

Loves small ducks so crunchy to him.

Terrifying trout indeed.

Rippling through the lake.

Olive green is the color of it.

Uncooperative when you want to catch him.

Towering over smaller fish.

Central Oregon Flyfishers Upstream Events 2013

Date	Time	Activity	Location	Contact
JULY				
Jul 17	6:30 pm	general meeting	Bend Senior Center	
Jul 18	6:30 pm	CLASS	Riverbend Park	Kathleen Schroeder (education@coflyfishers.org)
Jul 18-19		OUTING	Davis Lake	Yancy Lind (yancy_lind@ml.com)
Jul 23	6:00 pm	WILD WOMEN	Colorado Street bridge	Kari Schoessler (wildwomen@coflyfishers.org)
IN THE FUTURE				
Aug 8		OUTING	Williamson River	Yancy Lind (yancy_lind@ml.com)
Aug 13		Annual BBQ	Aspen Hall	Herb Blank
NON-CLUB ACTIVITIES & FYI				
Aug 17	8:30 am	Macro. Sampling	Sisters	Lauren Mork (541-382-6103 x39)

2013 COF Board Members: Eric Steele PRESIDENT Vacant VICE PRESIDENT Joe Wierzba TREASURER Cliff Price SECRETARY Mike Tripp Programs
Howard Olson Banquet John Tackmier Outings/Library Karen Kreft Next Cast Flyfishers Kari Schoessler Wild Women of the Water
Lee Ann Ross Director at Large Gary Meyer Membership Debbie Norton Raffle Kathy Schroeder Education Frank Turek Kokanee Carnival

Membership application available from: <http://www.coflyfishers.org>

For advertising information, call Mike Shadrach at 541-678-5717.



Central Oregon Flyfishers

PO Box 1126 Bend, Oregon 97709



An active
member club

For advertising information, call Mike Shadrach (541-678-5717).

NEWSLETTER - Terri Grimm